

TASK PROGRESSION SHEET FOR CREATIVE DANCE LESSON

**IMAGERY IDEA**

Dance of the warriors

Hunting a snake then tribal dance to celebrate.

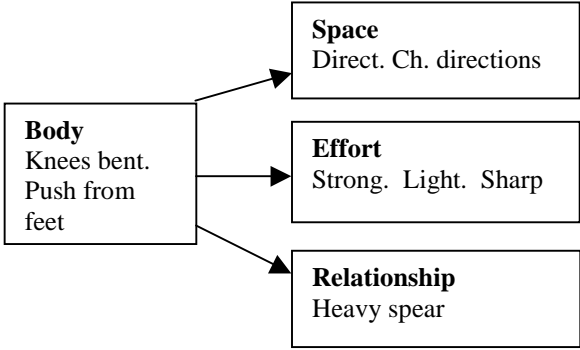
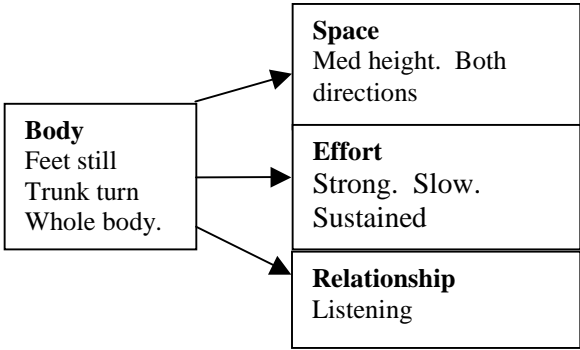
**Grade 3 in pairs or Grade 4 in tribal groups.**

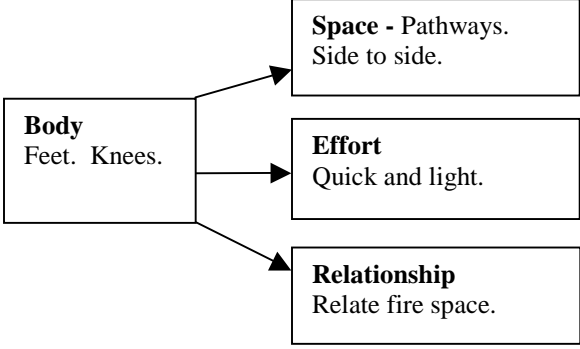
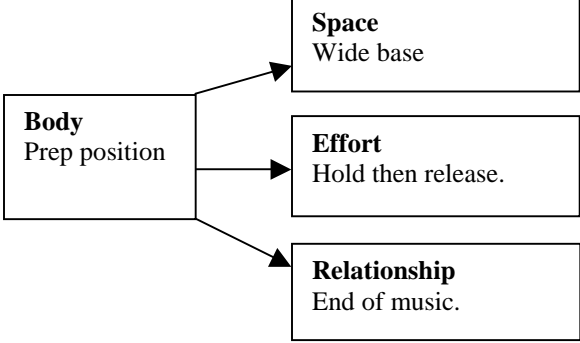
**OBJECTIVES** (TSWBA after lesson)

Cognitive: Move with purpose in relation the phrases of the music and the imagery of the dance

Affective: Appreciate the sense of a warrior. Create own sense of a warrior. Work co-operatively with a partner to create a celebration dance around the fire

Psychomotor: Gallop with strength and control. Link movements smoothly to the phrases of the music. Anticipate changes and move with purpose and focus.

INTENT	TASK & ACTION WORD	EXTENSION
	<p>GALLOP - freeze</p> <p><b>"Gallop to a space and when I say stop freeze."</b> add TURN on eighth</p> <p>"Stop and stay strong in shape, when I knock do a sharp head turn."</p>	 <p><b>Space</b> Direct. Ch. directions</p> <p><b>Effort</b> Strong. Light. Sharp</p> <p><b>Relationship</b> Heavy spear</p>
NOTE	<p>Move with spear. If push somebody not move. Beat with claves // and turn</p>	
	<p>BODY TURN</p> <p>Extreme sustained turning action</p> <p>"Listening by the tension of the body."</p>	 <p><b>Space</b> Med height. Both directions</p> <p><b>Effort</b> Strong. Slow. Sustained</p> <p><b>Relationship</b> Listening</p>
NOTE	<p>Put child in a clear space. Watchfulness - total stillness. Extreme sustained. Contrast strong, sudden galloping and fine sustained turns. Put children into pairs to hunt. Later into groups of 4 or 5.</p>	

INTENT	TASK & ACTION WORD	EXTENSION
	<p style="text-align: center;"><b>Step, Leap, jump</b> (combination of steps and hops)</p>	 <pre> graph LR     Body["<b>Body</b> Feet. Knees."] --&gt; Space["<b>Space</b> - Pathways. Side to side."]     Body --&gt; Effort["<b>Effort</b> Quick and light."]     Body --&gt; Relationship["<b>Relationship</b> Relate fire space."] </pre>
NOTE	<p>This is the tribal dance around the fire. After listening to the music work on own first to develop combinations for the short rhythmical pattern. Work in tribes. Watch each others then select pattern to use.</p>	
	<p style="text-align: center;"><b>Ready, lean, throw</b></p>	 <pre> graph LR     Body["<b>Body</b> Prep position"] --&gt; Space["<b>Space</b> Wide base"]     Body --&gt; Effort["<b>Effort</b> Hold then release."]     Body --&gt; Relationship["<b>Relationship</b> End of music."] </pre>
NOTE	<p>One half watch the other half. “Using a person’s name and describing the action tell us what you saw that showed the ideas in the dance very well?”</p>	